






NOTTINGHAM ELEMENTARY SCHOOL





2025 SUMMER READING PROJECT

(FOR STUDENTS ENTERING THIRD GRADE)

THEME: DIVERSITY AND TOLERANCE

BOOK TITLE	AUTHOR	SUMMARY	LEVEL
<p><i>A Day's Work</i></p> 	Bunting, Eve	*Fiction* When Francisco, a young Mexican American boy, tries to help his grandfather find work, he discovers that even though the old man cannot speak English, he has something even more valuable to teach Francisco.	350L
<p><i>The Keeping Quilt</i></p> 	Polacco, Patricia	*Fiction* The story recounts Polacco's great-grandmother's arrival in this country from Eastern Europe. Her dress and babushka become part of a quilt that has been handed down from generation to generation in the author's family.	AD650L
<p><i>The Invisible Boy</i></p> 	Ludwig, Trudy	*Fiction* When Justin, the new boy, arrives, Brian is the first to make him feel welcome. And when Brian and Justin team up to work on a class project together, Brian finds a way to shine.	460L
<p><i>Helen Keller: Courage in the Dark</i></p> 	Hurwitz, Johanna	*Non-fiction* When a childhood illness leaves her blind and deaf, Helen Keller's life seems hopeless indeed. But her indomitable will and the help of a devoted teacher empower Helen to triumph over incredible adversity.	520L
<p><i>Rosa Parks</i></p> 	Taylor Butler, Christine	*Non-fiction* On December 1, 1955, Rosa Parks was arrested when she refused to give up her seat on a bus so a white man could sit. Almost overnight, she became an icon of the rapidly growing civil rights movement. Readers will find out how Parks continued to fight for African American civil rights after her famous arrest. They will also learn more about the racism and segregation that Parks and other African Americans have been subjected to throughout U.S. history.	380L

<p><i>The Name Jar</i></p> 	<p>Choi, Yangsook</p>	<p>*Fiction* The new kid in school needs a new name! Or does she? Being the new kid in school is hard enough, but what about when nobody can pronounce your name? Having just moved from Korea, Unhei is anxious that American kids will like her. Her new classmates are fascinated by this no-name girl and decide to help out by filling a glass jar with names for her to pick from.</p>	<p>AD290L</p>
<p><i>Chicken Sunday</i></p> 	<p>Polacco, Patricia</p>	<p>*Fiction* To thank old Eula for her wonderful Sunday chicken dinners, the children sell decorated eggs and buy her a beautiful Easter hat.</p>	<p>650L</p>
<p><i>A Picture Book of Jessie Owens</i></p> 	<p>Adler, David</p>	<p>*Non-fiction* Part of a critically acclaimed series, this book chronicles the life of American sports hero Jesse Owens, a noted figure in the fight for human equality.</p>	<p>930L</p>
<p><i>The Story of Anne Frank</i></p> 	<p>Ralph Lewis, Brenda</p>	<p>*Non-fiction* When the Nazis invaded the Netherlands, thirteen-year-old Anne Frank and her family went into hiding in Amsterdam. After their capture, Anne's father's secretary took Anne's diary to keep it safe.</p>	<p>840L</p>
<p><i>Lily's Crossing</i></p> 	<p>Reilly Giff, Patricia</p>	<p>*Fiction* Lily's blissful summer of 1944 comes to a rude halt when her father is drafted into the military. Left alone with her grandmother in the family's summer home in Rockaway, New York, Lily befriends Albert, a shy Hungarian boy. A refugee from the Nazis, his family thrown to the winds, young Albert bears a grief and sadness of his own. Lily and Albert negotiate the pain they feel and the secrets and adventures they share, reminding readers that wars happen to children, too.</p>	<p>720L</p>

<p><i>Confessions of a Former Bully</i></p> 	<p>Ludwig, Trudy</p>	<p><i>*Fiction*</i> After Katie gets caught teasing a schoolmate, she's told to meet with Mrs. Petrowski, the school counselor, so she can make right her wrong and learn to be a better friend. Bothered at first, it doesn't take long before Katie realizes that bullying has hurt not only the people around her, but her, too. Told from the unusual point of view of the bullier rather than the bullied.</p>	<p>810L</p>
<p><i>Grandfather's Journey</i></p> 	<p>Say, Allen</p>	<p><i>*Fiction*</i> A Japanese-American man recounts his grandfather's journey to America, which he later undertakes himself, and the feelings of being torn by a love for two different countries.</p>	<p>AD650</p>
<p><i>Who Was Jackie Robinson?</i></p> 	<p>Herman, Gail</p>	<p><i>*Non-fiction*</i> This book is an inspiring sports biography of Jackie Robinson, who was not only a natural at football, basketball, and baseball, but was also the first black player to break the color barrier in major league baseball.</p>	<p>670L</p>
<p><i>Who Was Helen Keller?</i></p> 	<p>Thompson, Gare</p>	<p><i>*Non-fiction*</i> At age two, Helen Keller became deaf and blind. She lived in a world of silence and darkness and she spent the rest of her life struggling to break through it. But with the help of teacher Annie Sullivan, Helen learned to read, write, and do many amazing things. This inspiring illustrated biography is perfect for young middle-grade readers.</p>	<p>570L</p>

Project due to classroom teacher by September 30, 2025.

Third Grade Summer Reading

You will be choosing **one fiction** book and **one nonfiction** book from the list of books for your grade level. You will then **choose one fiction story project** to create out of the three choices given for one of the fiction books. For your **nonfiction book** you will write a summary of the book you have chosen for your nonfiction book.

Choose One Fiction Project to Complete

Choice One: Postcard	Choice Two: Quilt Square	Choice Three: Diorama
Creating a postcard is a way of telling a mini-story. The message of a postcard is like the plot of the story, and the picture shows the setting of the story. After you read your book, follow these directions to create a post card.	Creating a quilt square is a way of telling a mini-story. After you read your book, follow these directions to create a quilt square.	Creating a shoebox diorama is a way of telling a story. You will be creating a scene from the fiction story you have chosen. Somewhere on your shoebox diorama you will need to include the Title of Book, Author, description of scene: characters, setting, and plot. You will then create the scene from the story using materials that you have at home such as construction paper, markers, colored pencils and many other materials.

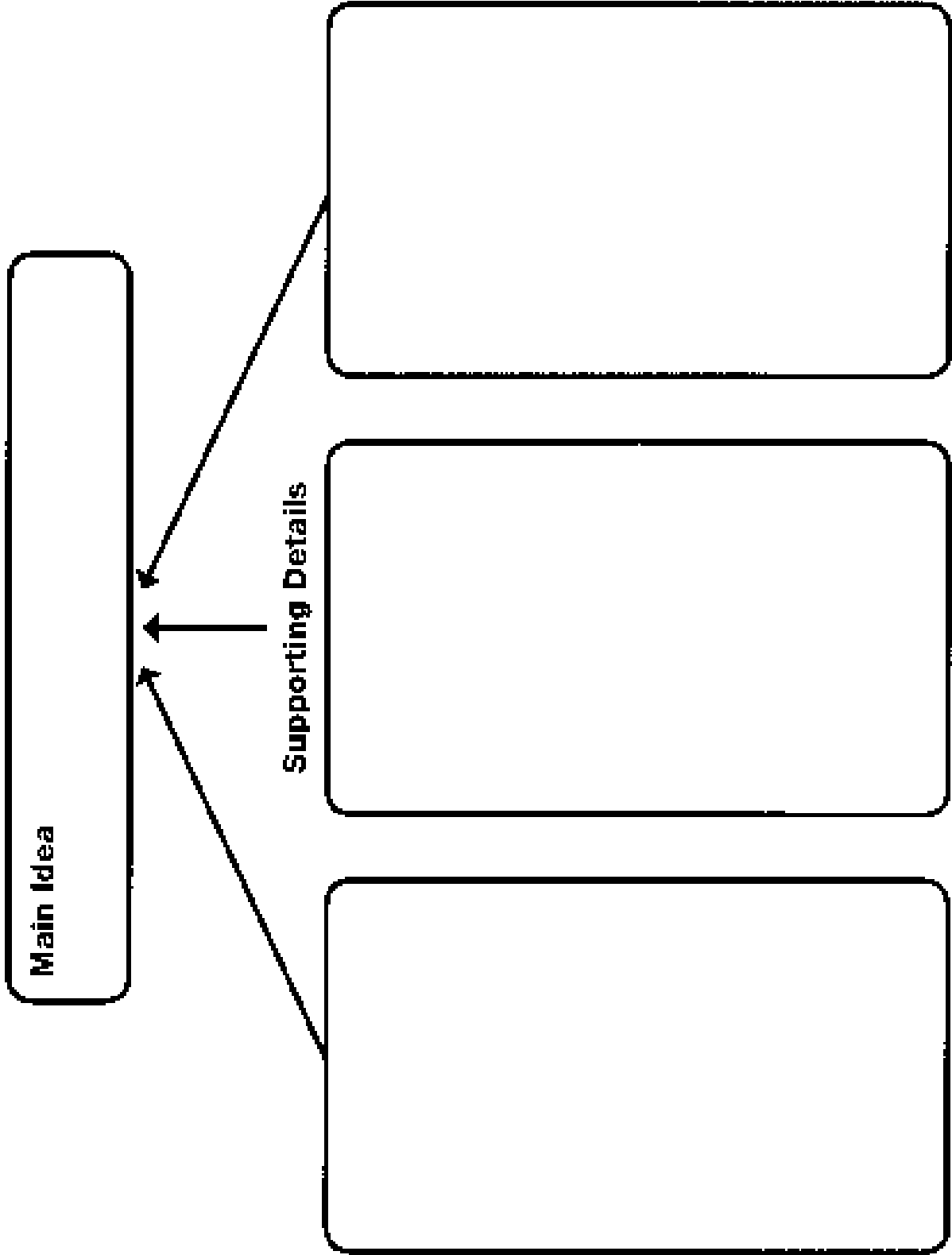
Nonfiction Project to Complete

For the nonfiction project, you will need to write a summary of the nonfiction book you have chosen to read off of the booklist. Your summary must be 2-3 paragraphs long. Your summary needs to include the key ideas and supporting details for each section of your non-fiction book. We have included a graphic organizer to help you organize your thoughts prior to writing. You may need multiple copies of the graphic organizer, which can be found on the next page. Please be sure to pay careful attention to your spelling and punctuation!

Nonfiction Project Rubric

Rubric	4	3	2	1
Focus/Ideas	Strong summary; only uses important information	Good summary; mostly uses important information	Summary has some main ideas and too many details	Does not understand summary form
Organization	Important ideas are in correct sequence	Sequence of events is generally correct	Sequence of events isn't always clear	No clear sequence of events
Voice	Shows understanding of the main ideas	Shows understanding of topic	Lacks understanding of topic	Does not understand topic
Word Choice	Uses strong action verbs and time-order words	Uses some strong action verbs and time-order words	Few or no strong verbs or time-order words	Poor word choice
Sentences	Clear sentences of different lengths and types	Sentences of a few lengths and types	Sentences of similar length and type	No variety of sentence length and type
Conventions	Few, if any, errors; correct use of prepositions	Several small errors; use of prepositions	Many errors; weak use of prepositions	Many serious errors; incorrect or no use of prepositions

Main Idea



Summer Reading Postcards

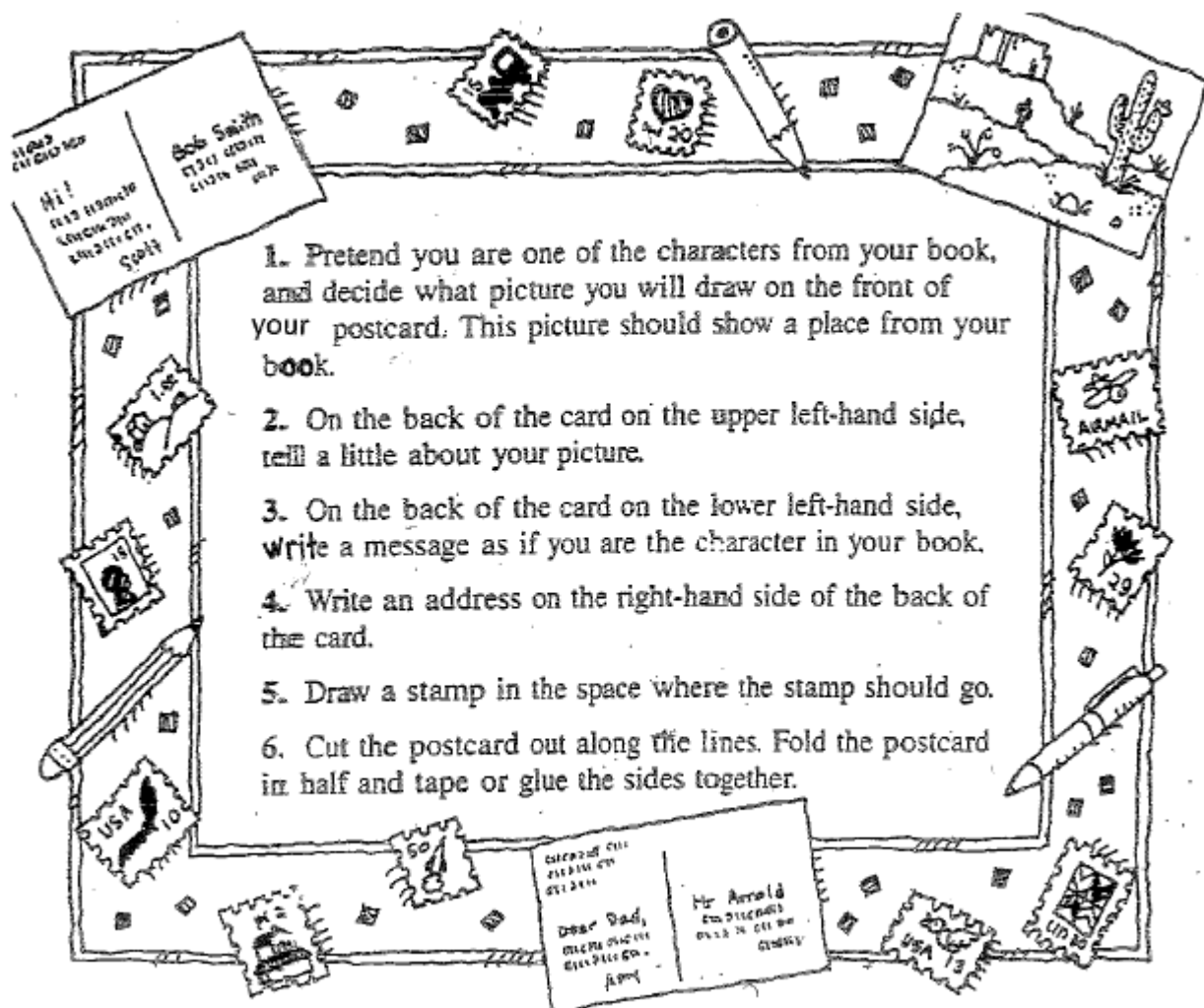
Creating a postcard is a way of telling a mini-story. The message of a postcard is like the plot of the story, and the picture shows the setting of the story. After you read your book, follow the directions on the next page, to create a postcard.

Summer Reading Postcard Rubric

	Needs Improvement	Partially Proficient	Proficient	Advanced
Conventions: grammar and spelling	Sentences are poorly written with numerous spelling and grammatical errors. (1 point)	Sentences are written relatively well with some spelling and grammatical errors. (2 points)	Sentences are neatly written, there are few spelling and grammatical errors. (3 points)	Sentences are written well and there are little or no spelling or grammatical errors. (4 points)
Content: All categories are filled out completely and accurately (picture, description, message, and address)	Includes 0 out of the 4 areas are completed. (1 point)	Includes 2 out of 4 areas are completely filled out. (2 points)	Includes 3 out of 4 areas are filled out completely and accurately. (3 points)	Includes 4 or more areas are filled out completely and accurately. (4 points)
Craftsmanship: Sentences neatly written and is drawn well.	Sentences are poorly written or the scene is not drawn well and is sloppy. (1 points)	Sentences are not neatly written, but the scene is drawn relatively well. (2 points)	Sentences are neatly written, but picture could be drawn neater or scene not accurate. (3 points)	Sentences are neatly written and picture is neat shows specific scene. (4 points)
Focus: follows directions, works hard on project, and completed on time.	The project is not complete and the student did not follow directions. (1 point)	The project was partially complete. The student followed the instructions but did not fully complete the project. (2 points)	Student worked hard to complete the project, but could have spent more time to make the project outstanding. (3 points)	The project was worked on until it was completed. Student worked hard on the project. (4 points)
Total Possible Points				/16

Summer Reading Postcards

Creating a postcard is a way of telling a mini-story. The message of a postcard is like the plot of the story, and the picture shows the setting of the story. After you read your book, follow these directions to create a postcard.



Front of postcard: Draw picture

The image shows a postcard template. The top half is enclosed in a dashed line and labeled 'Front of postcard: Draw picture'. The bottom half is enclosed in a solid line and labeled 'Back of postcard'. The back of the postcard is divided into two sections. The left section is a large empty space for a drawing. The right section is for the address and contains a small square for a stamp, the word 'Address', and three horizontal lines for writing the address.

Address

Back of postcard

Summer Reading Quilt Square

Creating a quilt square is a way of telling a mini-story. After you read your book, follow the directions on the next page, to create a quilt square.

Summer Reading Quilt Square Rubric

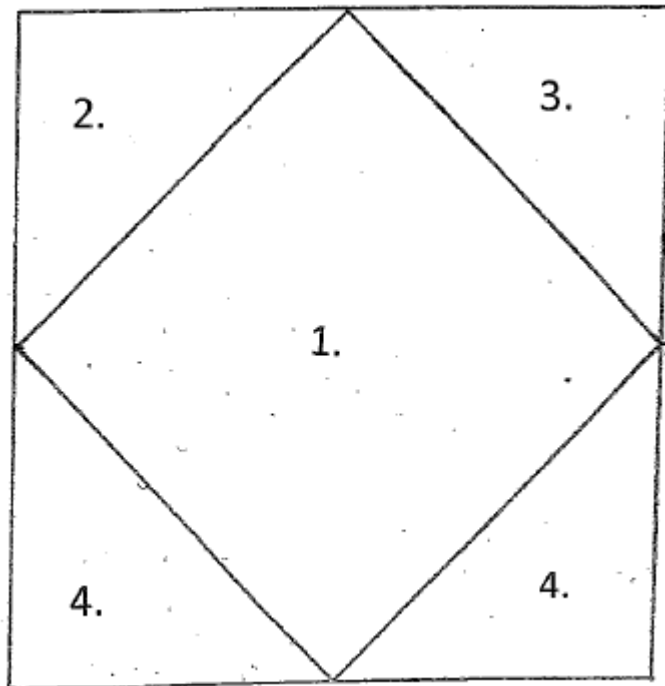
	Needs Improvement	Partially Proficient	Proficient	Advanced
Conventions: Grammar and Spelling	Sentences are poorly written with numerous spelling and grammatical errors. (1 point)	Sentences are written relatively well with some spelling and grammatical errors. (2 points)	Sentences are neatly written, there are few spelling and grammatical errors. (3 points)	Sentences are written well and there are little or no spelling or grammatical errors. (4 points)
Content: All categories are filled out completely and accurately: <u>Center of square title:</u> author with illustration, <u>Left hand corner:</u> setting (where and when) <u>Top right hand corner:</u> main characters <u>Two bottom corners:</u> important events from the story	Includes 1 out of the 5 areas are completed. (1 point)	Includes 2 out of 5 areas are completely filled out. (2 points)	Includes 3 out of 5 areas are filled out completely and accurately. (3 points)	Includes 4 or more areas are filled out completely and accurately. (4 points)
Craftsmanship: Sentences are neatly written and quilt square is well put together.	Sentences are poorly written or the scene is not drawn well and is sloppy. (1 points)	Sentences are not neatly written, but drawn relatively well. (2 points)	Sentences are neatly written, but picture could be drawn neater or not accurate. (3 points)	Sentences are neatly written and picture is neat. (4points)
Focus: Student follows directions, works hard on project, and project is completed on time.	The project is not complete and the student did not follow directions. (1 point)	The project was partially complete. The student followed the instructions but did not fully complete the project. (2 points)	Student worked hard to complete the project, but could have spent more time to make the project outstanding. (3 points)	The project was worked on until it was completed. Student worked hard on the project. (4 points)
Total Points				/16


Summer Reading Quilt Square

Creating a quilt square is a way of telling a mini-story. After you read your book, follow these directions to create a quilt square.

1. In the center of your quilt square write the title and author of the book and draw an illustration. Don't forget to use capital letters!
2. In the top left-hand corner write the setting of your book.
3. In the top right-hand corner write the main characters.
4. In the bottom two corners write two important events.

****Make your quilt square bright and colorful!!****





Summer Reading Shoebox Diorama

Creating a shoebox diorama is a way of telling a story. You will be creating a scene from the fiction story you have chosen. Somewhere on your shoebox diorama you will need to include the title of the book, author, and the description of the chosen scene to include: characters, setting, and plot. You will then create the scene from the story using materials that you have at home such as construction paper, markers, colored pencils, and many other materials.

Summer Reading Shoebox Diorama Presentation

	Below Basic	Basic	Proficient	Advanced
<u>Craftsmanship:</u> Diorama is neatly put together.	Diorama is not drawn well and is sloppy. Diorama is not accurate with the text. (1 points)	Diorama drawn relatively, but does not accurately represent the text. (2 points)	Diorama is accurate to the text, but pictures could be neater. (3 points)	Diorama is accurate to the text, is well-drawn and neat. (4points)
<u>Content Accuracy</u>	The content on your diorama rarely matched the text. (1 point)	The content on your diorama sometimes matched the actions of the text. (2 points)	The content on your diorama often matched the actions of the text. (3 points)	The content on your diorama always matched the actions of the text. (4 points)
<u>Written Component Completion:</u> Title of Book and Author, Setting, Description of Scene with characters, setting, and plot.	No items are included on your Diorama (1 point)	One item included on Diorama (2 points)	Two or three items included on Diorama (3 points)	More than three items are included on Diorama (4 points)
<u>Focus:</u> Follows directions, works hard on project and stays on task, and completed on time.	The project is not complete and the student did not follow directions. (1 point)	The student did not follow directions, but did submit a completed project. (2 points)	Worked hard to complete the project, but could have spent more time to make the project outstanding. (3 points)	The project was worked on until it was completed. Worked hard on the project. (4 points)
Total				/16